HOPITAL LEON BERARD

CENTRE DE REEDUCATION ET READAPTATION FONCTIONNELLE

USE OF GEL FACEMASK : ADDITION TO COMPRESSION INTO FACE SCAR MANAGEMENT

MT. DIAS GARSON, ERG; V. CHAUVINEAU-MORTELETTE, MD; MN. BARTHOLOMEI, PHARMD, M.SC; P. QUERUEL, MD.

HÔPITAL LÉON BÉRARD , CS 10121, 83400, HYERES, FRANCE

INTRODUCTION

BECAUSE OF VISIBILITY, FACIAL BURNS[2] (21.9 % OF TOTAL BURN CASES) ARE INCAPACITATING. CONSEQUENCES ARE AS FUNCTIONAL AS AESTHETIC WITH A PSYCHOLOGICAL IMPACT. PRESSURE THERAPY IS BASED ON HARD TRANSPARENT FACE MASK CCM 23H/24 TO REDUCE HYPERTROPHIC SCAR AND SKIN RETRACTION. DUE TO A POOR PATIENT COMFORT LEVEL, THE USE OF HARD TRANSPARENT FACE MASK LEAD TO A LOW COMPLIANCE.

MEDIGEL FACE MASK IS PROPOSED ON NIGHT USE COMBINE TO HARD FACE MASK ON DAY USE TO IMPROVE PATIENT COMPLIANCE.

SCAR MANAGEMENT GEL (MEDIGEL Z/SILICONE)

INDICATIONS	DEEP OR SUPERFICIAL SCAR MANAGEMENT	PREVENTION DURING INFLAMMATORY PHASE
		TREATING EXISTING SCAR
EFFECT: IMPROVE SCAR QUALITY	STRATUM CORNEUM HYDRATION INCREASE	
	REDUCTION OF CAPILLARY ACTIVITY	
	REDUCTION OF COLLAGEN PRODUCTION	
	FLATTEN AND WHITEN THE SCAR	

METHODS AND RESULTS

- RETROSPECTIVE STUDY
- LEON BERARD HOSPITAL BURN REHABILITATION UNIT HOSPITALIZED PATIENTS BETWEEN 2013 AND 2015 WITH FACIAL BURNS.
- 15 PATIENT INCLUSION



OBJECTIVE : EVALUATION OF PATIENT'S OVERALL COMPLIANCE AND SECONDARY EFFECTS DUE TO USE OF GEL FACE MASK

METHODS : USE OF A DAYTIME HARD FACE MASK AND NIGHTTIME GEL FACE MASK

PARAMETERS	RESULTS N=15
AGE	42
SEX	5 MALES /10 FEMALES
AVERAGE TBSA	38.5 % >50 % => n=7 < 3% => n=3
APPAREILLAGE	11 EARLY PHASE APRES EXCISION GREFFE 4 RECONSTRUCTIVE PHASE
TIME	2.3 MONTH AFTER BURN 19 DAYS AFTER SURGERY

N=15	COMPLIANCE	TOLÉRANCE	SECONDARY EFFECTS
VERY SATISFYING / NO ALLERGY	10	10	14
SATISFYING/ ALLERGY	4	4	0
EQUIPMENT REFUSAL	1	1	1

GEL FACE MASK MANUFACTURING PROCESS

GEL FACE MASK

MANUFACTURING	FROM A MEDIGEL Z ® FABRIC SHEET
	30 MINUTES
MEASUREMENTS ARE TAKEN	DIRECTLY FROM THE PATIENT
	FROM A POLYURETHANE POSITIVE
TYPE OF FACEMASK	ADAPTED TO DECEASE => CERVICAL/ SUPERIOR PART OF THE FACE/ FACE AND NECK
FIRST USE	AFTER WOUND CLOSURE
TIME OF USE	10 TO 12 HOURS A DAY DURING SEVERAL MONTHS
GEL DISADVANTAGE	INTOLERANCE (ALLERGY)
	NEED OF PREFECT HYGIENE

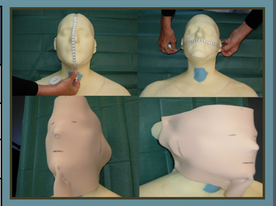



FACE MASK MUST BE RENEWED EVERY 2 TO 3 MONTHS

CONCLUSIONS

USE OF GEL FACE MASK

ADVANTAGES	DISADVANTAGE :
EASE OF PRODUCTION AND USE	APPLICATION LIMITED TO SOME AREAS
PATIENT COMFORT	
IMPROVE PATIENT'S COMPLIANCE	NEED OF PERFECT HYGIENE
PRODUCT DURABILITY	

THE EFFICIENCY OF THIS METHOD IS LINKED TO THE USE OF TWO KIND OF FACE MASK : => HARD TRANSPARENT FACE MASK + GEL FACE MASK.

USE OF GEL FACEMASK ENABLE UNE AMÉLIORATION DE L'ÉTAT CUTANÉ

- ⇒ A BETTER SKIN QUALITY
- ⇒ IMPROVE NIGHTTIME PATIENT COMFORT
- ⇒ IMPROVE PATIENT COMPLIANCE.

REFERENCES

- *Van den Kerckhove et al. (2001). Silicones in the Rehabilitation of Burns: Review and Overview, Burns, 27, 205-214.*
- *Mustoe TA , Cooter RD, Gold MH et al. International clinical recommendations on scar management. JPRS, 2002, 110: 560-71.*
- *O'Brien L, Silicon gel sheeting for preventing and treating hypertrophic and keloid scar.The Cochrane Database of Systematic Reviews, 2006 Issue1.*